



Systemic Test Results :2023

Dear Parents,


5 March 2024

I am once again delighted to share our annual Grade 3 and Grade 6 Systemic results for 2023.

The Western Cape Education Department (WCED) has been conducting Systemic Tests in Language and Mathematics for Grades 3 and 6 learners since 2002. The programme was extended to Grade 9 in 2010. The results assist schools to identify areas for improvement and the WCED to identify areas of the curriculum that require additional support.

WCED stated: We are the only province to conduct systemic testing in Mathematics and Language, which give us a consistent record of improvements and declines in our learners' skills and allow us to determine the success of any changes we make to the system.

The purpose of these tests is to provide teachers and schools with a powerful analytical tool to help them achieve our department's vision for quality education for every learner, in every classroom, in every school in the province.

 It is important to mention that we have absolutely no input or access to these tests. Nobody is allowed in class while the learners are writing. We also play no part in the marking of the papers or the processing of the results. The whole process is run by the WCED and we only receive the results and recommendations. A total of 984 public primary schools in the province wrote these tests in 2023.

Quintiles

Every year the Minister determines the national quintiles for public schools which must be used by the MECs to identify schools that may not charge school fees. MECs must subsequently identify and publish a list of these schools in their provinces.

Schools in each province, are therefore, classified into five groups from the poorest to the least poor. Quintile 1 is a group of schools in each province catering for the poorest 20% of schools. Quintile 2 caters for the next poorest 20% of schools while **Quintile 5 schools represent the least poor**. Schools receive money from government according to Quintiles. Quintile 1 schools receive the highest allocation per learner, while Quintile 5 receives the lowest.

Knysna Primary school is a Quintile 5 school, as we are regarded as an affluent school.

Summary

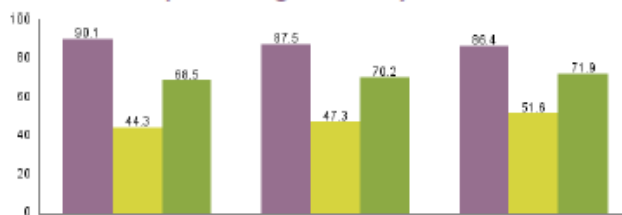
Grade 3 Mathematics:

The Grade 3 mathematics results compared well to previous years. A very slight drop in our Mathematics pass rate is noticeable. The areas of concern have been identified and discussed with the class teachers who will implement some intervention strategies when these topics are covered throughout the year.

Grade 3 Mathematics results

School and provincial results.

Pass percentage across years



	2021	2022	2023
School	90.1	87.5	86.4
Province	44.3	47.3	51.6
Quintile: NQ5	68.5	70.2	71.9



The graphs and tables on the left present the results of the school and the province from 2021 to 2023.

To compare performance of your school to similar schools, refer to the quintile results in the tables.

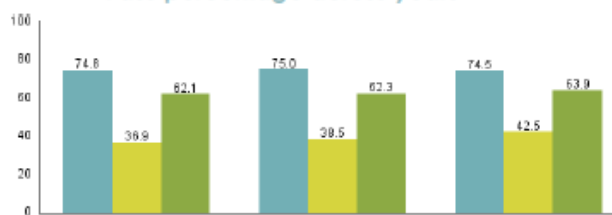
Grade 3 Language:

The Grade 3 Language results also compared very well to previous years. Again, the concerns were discussed and an intervention plan devised. If one keeps in mind that we have a very diverse learner group where the language of learning is often not the learner's home language, then these results are actually very good.

Grade 3 Language results

School and provincial results.

Pass percentage across years



	2021	2022	2023
School	74.8	75.0	74.5
Province	36.9	38.5	42.5
Quintile: NQ5	62.1	62.3	63.9



The graphs and tables on the left present the results of your school and the province from 2021 to 2023.

To compare performance of your school to similar schools, refer to the quintile results in the tables.

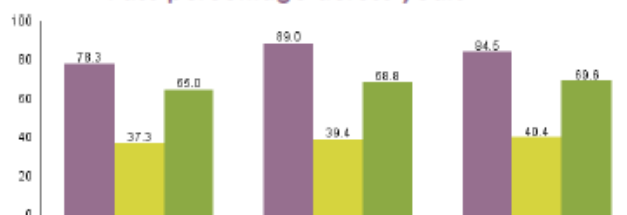
Grade 6 Mathematics:

We noticed quite a substantial drop of 4,5% in the pass rate, which we find rather puzzling as this is a strong academic group. We have however, analyzed the fallout and will implement any interventions if and when needed.

Grade 6 Mathematics results

School and provincial results.

Pass percentage across years



	2021	2022	2023
School	78.3	89.0	84.5
Province	37.3	39.4	40.4
Quintile: NQ5	65.0	68.8	69.6



The graphs and tables on the left present the results of the school and the province from 2021 to 2023.

To compare performance of your school to similar schools, refer to the quintile results in the tables.

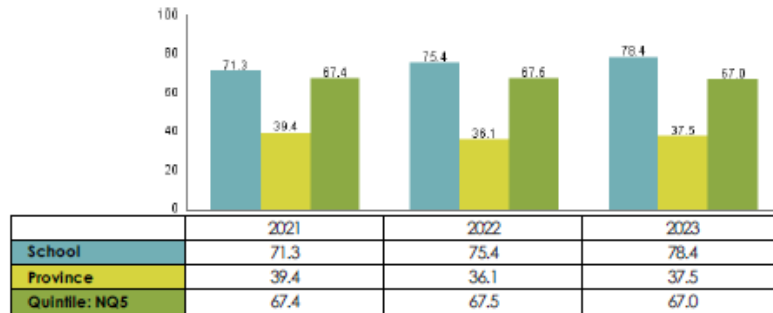
Grade 6 Language:

A 3% increase was noticed compared to last year and a 7% increase from 2021. This is a fantastic trend to maintain and testimony of the efficiency in the Intermediate Phase Language Department. The staff really managed to extract excellent results from this group.

Grade 6 Language results

School and
provincial results.

Pass percentage across years



The graphs and tables on the left present the results of your school and the province from 2021 to 2023.

To compare performance of your school to similar schools, refer to the quintile results in the tables.

Conclusion:

Although these results are always open for debate and subject to much speculation, we at KPS tend to see the value it adds to our academic intervention plans. Although we don't compare ourselves to other primary schools that don't have similar teaching environments like ours, it is important to note that we continuously score much higher than other Quintile 5 schools (or other like-minded schools) in the province, which is something to celebrate indeed.

Kind regards,

Ivor White (Principal)



THIS MONTH, and always, LET US LIVE OUR VALUE

ACCOUNTABILITY

YOU ARE RESPONSIBLE FOR YOUR ACTIONS

Accountability goes hand-in-hand with responsibility, like doing homework, cleaning a mess you made and how you choose to behave.

HIERDIE MAAND, en altyd, KOM ONS LEEF ONS WAARDE

AANSPREEKLIKHEID

JY IS VERANTWOORDELIK VIR JOU DADE

Aanspreeklikheid gaan hand-aan-hand met verantwoordelikheid, soos om jou huiswerk te doen, skoon te maak waar jy gemors het en om te kies hoe jy optree.